



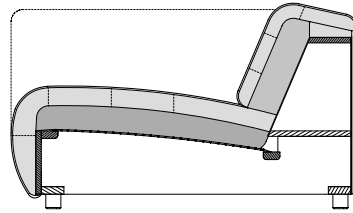
Design: Anders Nørgaard

PROFILE

TECHNICAL DESIGN

- / Wooden inner frame
- / Spring system: nosag spring
- / EPT no spring system
- / Seat in polyurethane foam, "density" 37 kg/m³, covered with a pad filled with foam fibre mix
- / Back in polyurethane foam, "density" 28 kg/m³, covered with a pad filled with foam fibre mix
- / Standard foot: plastic

The data of "density" can vary in a range of +/- 10%.



INFORMATION

- / If desired, the customer can increase the seat height by 25 mm. Seat height modules are enclosed.
- / Ticking chamber webs in the pads can show through to the cover (characteristic feature of high-grade upholstery pad workmanship).
- / The range is only suitable for velour covers to a limited extent. The fell seams and piping can lead to lines in the pile.
- / With modular systems, velour covers can lead to different pile alignments and therefore to different shine properties.
- / There are more dividing seams in leather covers than in fabric covers. Detailed information about this can be found in the info section.
- / For ergonomic reasons, only the seat area of model ASS-PSZ – not the leg rest – is sprung. So if the leg rest is used as a seat it will feel much firmer.

LEG VERSIONS

- | | |
|--------------------------------|---|
| Plastic leg
(standard foot) | Tubular base
frame, polished
chrome |
|--------------------------------|---|



ASO 187/150 le
ASO 187/150 ri



ASS-PSZ 187/130 le
ASO 187/150 ri
2 x POK 198/35 x 35
1 x KI-MA 187



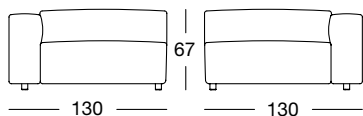
ASO 187/150 le
ASE 187/84
ASS-PSZ 187/130 ri
(tubular base frame, polished chrome)



OVERVIEW OF RANGE

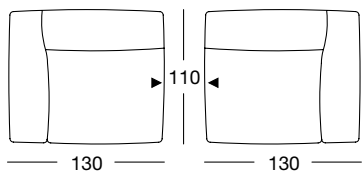
Front view/Top view

Sectional sofa in widths: 110, 130, 150, 170 cm



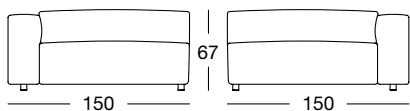
ASO 187/130 le KE

ASO 187/130 ri KE



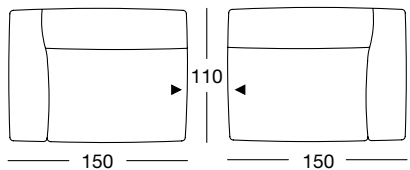
ASO 187/130 le KE

ASO 187/130 ri KE



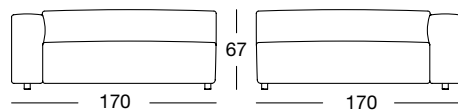
ASO 187/150 le KE

ASO 187/150 ri KE



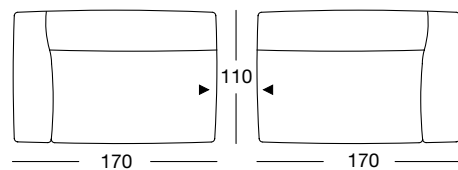
ASO 187/150 le KE

ASO 187/150 ri KE



ASO 187/170 le KE

ASO 187/170 ri KE



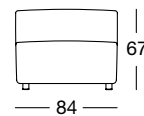
ASO 187/170 le KE

ASO 187/170 ri KE

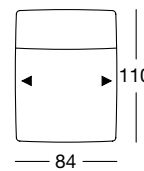
OVERVIEW OF RANGE

Front view/Top view

Sectional chair: 84 cm Sectional bench in widths: 104, 124 cm

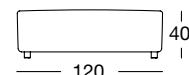


ASE 187/84

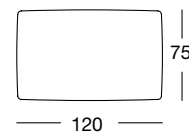


ASE 187/84

Upholstered bench element in dimensions: 55 x 110 and 120 x 75 cm



PB 187/120



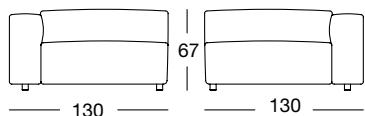
PB 187/120



OVERVIEW OF RANGE

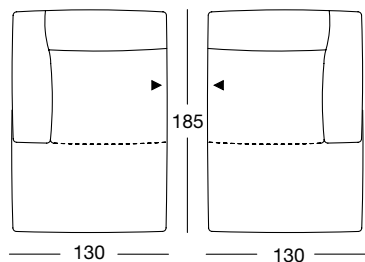
Front view/Top view

Closing chair with fixed footstool: 130 x 185 cm



ASS-PSZ 187/130 le KE

ASS-PSZ 187/130 ri KE

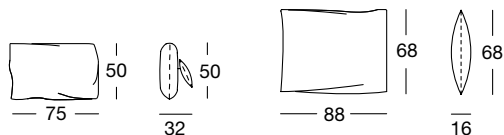


ASS-PSZ 187/130
le KE

ASS-PSZ 187/130
ri KE

Front view/Top view

Recommended cushions in widths: 70 x 50, 88 x 68 cm



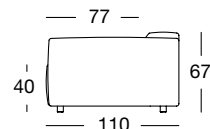
RUK-KI

RUK-KI

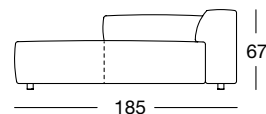
KI-MA

KI-MA

Side view



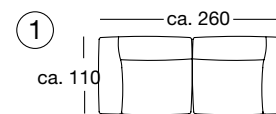
ASO 187



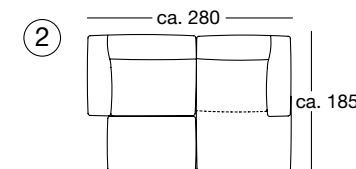
ASS-PSZ 187/130

EXAMPLES OF COMBINATIONS

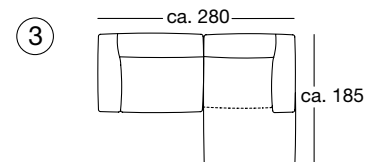
Examples of combinations are not shown to scale.



ASO 187/130 le
ASO 187/130 ri



ASO 187/150 le
ASS-PSZ 187/130 ri
PB 187/120



ASO 187/150 le
ASS-PSZ 187/130 ri