



Design: freistil Design-Team

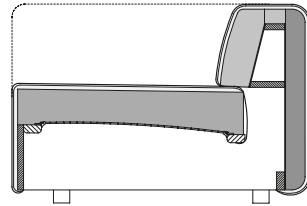
freistil  
184

## PROFILE

### TECHNICAL DESIGN

- Wooden inner frame
- Spring system: nosag spring
- Seat in polyurethane foam, "density" 37 kg/m<sup>3</sup>
- Back in polyurethane foam, "density" 28 kg/m<sup>3</sup>
- Standard foot: plastic

The data of "density" can vary in a range of +/- 10%.



### LEG VERSIONS

Plastic leg  
(standard foot)      Tubular base  
frame, polished  
chrome



### INFORMATION

- Normal-depth models and extra-depth models can be coupled together.
- All side elements are available with piping for an additional fee.  
The piping is always in the same material as the cover.
- If desired, the customer can increase the seat height by 25 mm. Seat height modules are enclosed.
- The range is only suitable for velour covers to a limited extent.  
The fell seams and piping can lead to lines in the pile.
- With modular systems, velour covers can lead to different pile alignments and  
therefore to different shine properties.
- There are more dividing seams in leather covers than in fabric covers.  
Detailed information about this can be found in the info section.
- For ergonomic reasons, only the seat area of model ASS-PSZ – not the leg rest – is sprung.  
So if the leg rest is used as a seat it will feel much firmer.
- In the case of groupings with different seat depths, their sitting  
comfort will change differently over time as a result of use:  
a narrower seat depth remains firmer; a wider seat depth becomes softer.



K-XL-ASS-PSZ 184/128 le  
K-ARB-PSZ 184/160 ri  
1 x N-RUK 198/80 x 40



K-XL-ASS-PSZ 184/128 le  
K-ARB-PSZ 184/160 ri  
2 x RUK 184/60 x 40  
2 x POK 198/35 x 35  
1 x RUK-RO 184

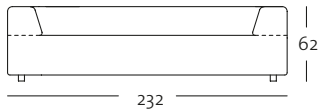


## OVERVIEW OF RANGE

All main structural elements are also available in extra depth (total depth 105 cm)

Front view/Top view

Body of sofa in width: 232 cm



K-SOB 184/232



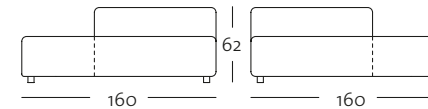
K-SOB 184/232

## OVERVIEW OF RANGE

All main structural elements are also available in extra depth (total depth 105 cm)

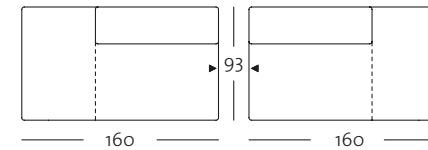
Front view/Top view

Body of sectional bench with fixed footstool in width: 160 cm



K-ARB-PSZ 184/160 le

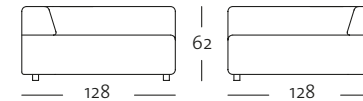
K-ARB-PSZ 184/160 ri



K-ARB-PSZ 184/160 le

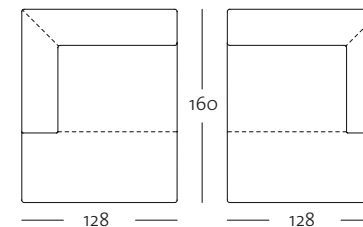
K-ARB-PSZ 184/160 ri

Body of XL closing chair with fixed footstool in width: 128 cm



K-XL-ASS-PSZ 184/128 le

K-XL-ASS-PSZ 184/128 ri



K-XL-ASS-PSZ 184/128 le

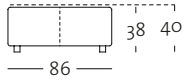
K-XL-ASS-PSZ 184/128 ri



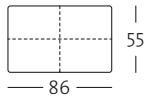
## OVERVIEW OF RANGE

### Front view/Top view

Upholstered bench  
element in width: 86 x 55 cm

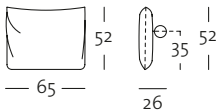


PB 184/86 x 55



PB 184/86 x 55

Backrest cushion  
with roll: 65 x 52 cm

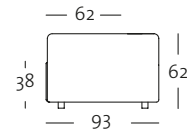


RUK-RO 184

All main structural elements are also  
available in extra depth (total depth 105 cm)

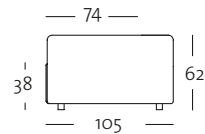
### Side view

Normal depth

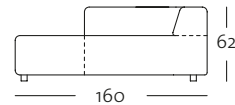


K-SOB 184

Extra depth



K-Ü-SOB 184

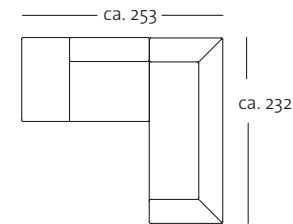


K-XL-ASS-PSZ 184/128

## EXAMPLES OF COMBINATIONS

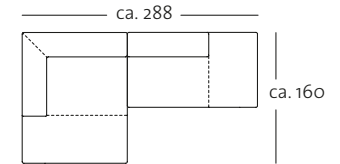
Examples of combinations are not shown to scale.

1



K-Ü-ARB-PSZ 184/160 le (extra depth)  
K-SOB 184/232

2



K-XL-ASS-PSZ 184/128 le  
K-ARB-PSZ 184/160 ri