



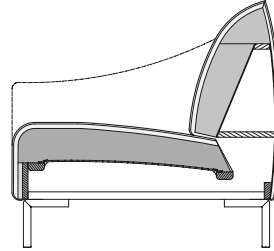
Design: Design-Team Yonoh

freistil
132

PROFILE

TECHNICAL DESIGN

- Wooden inner frame
 - Spring system: nosag spring
 - Seat in polyurethane foam, "density" 37 kg/m³
 - Back in polyurethane foam, "density" 30 kg/m³
 - Standard foot: tubular steel leg, RAL 9005 Jet black
- The data of "density" can vary in a range of +/-10%.



ASO/SOB 132

INFORMATION

- Choice of seat height 40, 43 or 46 cm. However seat height 46 cm is only possible with the solid steel leg, tubular steel leg and tapered foot oak (even sloping conical bases). Please specify on ordering.
- The range is only suitable for velour covers to a limited extent. The fell seams and piping can lead to lines in the pile.
- With modular systems, velour covers can lead to different pile alignments and therefore to different shine properties.
- There are more dividing seams in leather covers than in fabric covers. Detailed information about this can be found in the info section.
- Repeat and patterned fabrics cannot be processed with this range.
- Due to its design, this range has a casual upholstery that has a tendency to develop waviness in the surface of the upholstery, and therefore needs more careful maintenance.
- For ergonomic reasons, only the seat area of model ASS-PSZ – not the leg rest – is sprung. So if the leg rest is used as a seat it will feel much firmer.

LEG VERSIONS

Tubular steel leg, RAL 9005 Jet black



Steel leg, polished chrome



Steel leg, RAL 9005 Jet black



Tapered foot, oak natural



Tapered foot, oak brown stained



Solid steel leg, RAL 9005 Jet black



Tubular steel frame, polished chrome



Sloping conical base, oak natural



Sloping conical base, oak brown stained



Double round steel leg, RAL 9005 Jet black



Double round steel leg, RAL 1036 Pearl gold



ASO 132/186 le
ASS-PSZ 132/126 ri
(Double round steel leg, RAL 1036 Pearl gold)
(See example 2 p. 11 mirrored)



SOB 132/232
(Double round steel leg, RAL 9005 Jet black)



SE 132
(Double round steel leg, RAL 9005 Jet black)



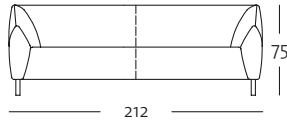
OVERVIEW OF RANGE

Front view/Top view

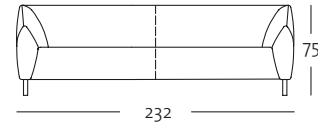
Sofa in widths: 192, 212, 232 cm



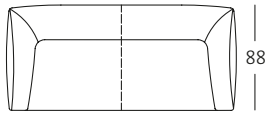
SOB 132/192



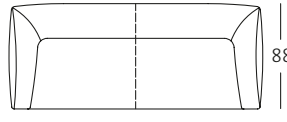
SOB 132/212



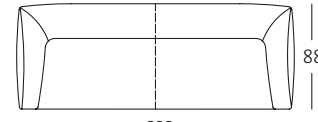
SOB 132/232



SOB 132/192

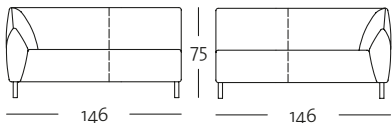


SOB 132/212

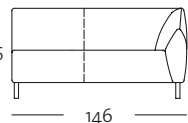


SOB 132/232

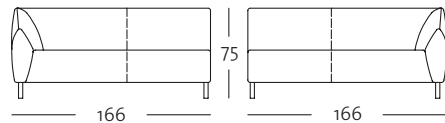
Sectional sofa in widths: 146, 166, 186, 206 cm



ASO 132/146 le



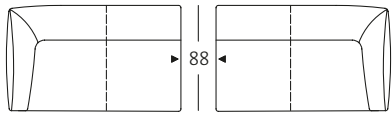
ASO 132/146 ri



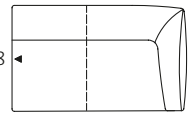
ASO 132/166 le



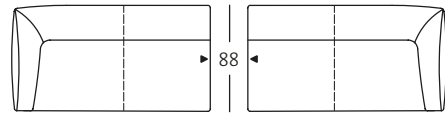
ASO 132/166 ri




ASO 132/146 le



ASO 132/146 ri



ASO 132/166 le

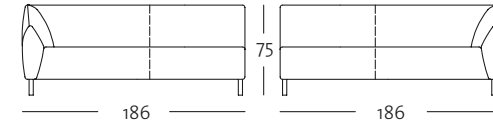


ASO 132/166 ri

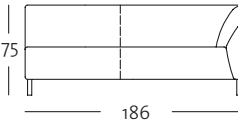
OVERVIEW OF RANGE

Front view/Top view

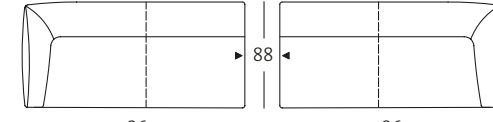
Sectional sofa in widths: 146, 166, 186, 206 cm



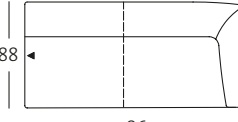
ASO 132/186 le



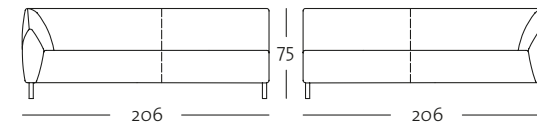
ASO 132/186 ri



ASO 132/186 le



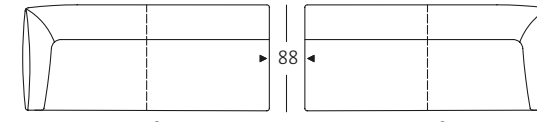
ASO 132/186 ri




ASO 132/206 le



ASO 132/206 ri



ASO 132/206 le



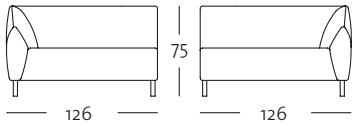
ASO 132/206 ri



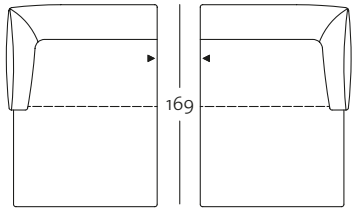
OVERVIEW OF RANGE

Front view/Top view

Closing chair with fixed footstool: 126 cm

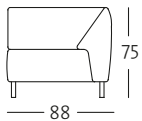


ASS-PSZ 132/126 le ASS-PSZ 132/126 ri

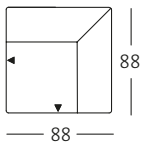


ASS-PSZ 132/126 le ASS-PSZ 132/126 ri

Corner unit: 88 x 88 cm

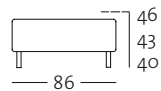


EPT 132/88

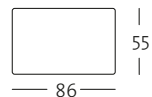


EPT 132/88

Upholstered bench element: 86 x 55 cm

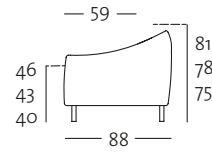


PB 132/86 x 55

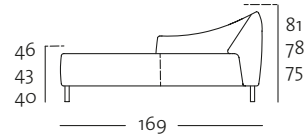


PB 132/86 x 55

Side view

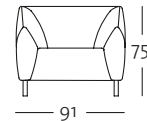


ASO/SOB 132

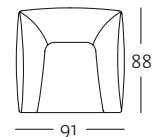


ASS-PSZ 132/126

Armchair



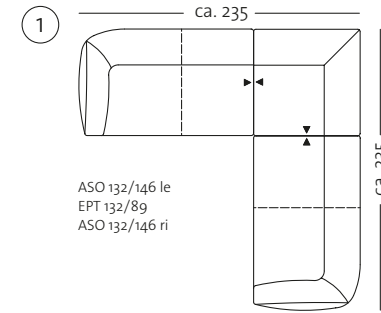
SE 132



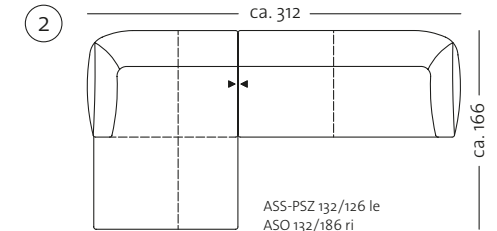
SE 132

EXAMPLES OF COMBINATIONS

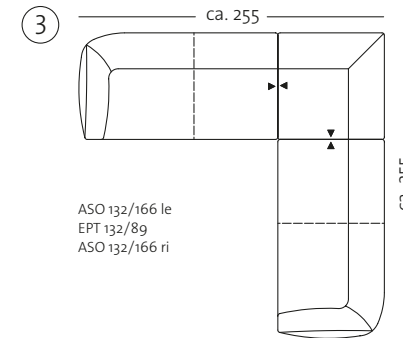
Examples of combinations are not shown to scale.



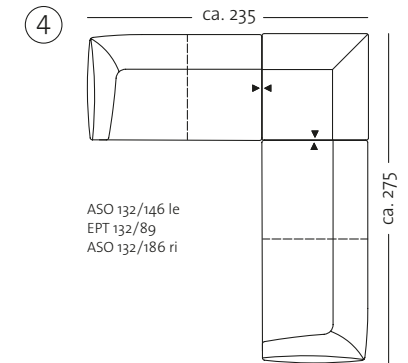
ASO 132/146 le
EPT 132/89
ASO 132/146 ri



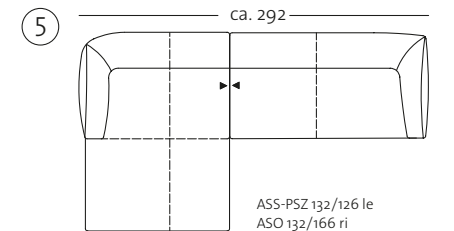
ASS-PSZ 132/126 le
ASO 132/186 ri



ASO 132/166 le
EPT 132/89
ASO 132/166 ri



ASO 132/146 le
EPT 132/89
ASO 132/186 ri



ASS-PSZ 132/126 le
ASO 132/166 ri