



Design: freistil Design-Team

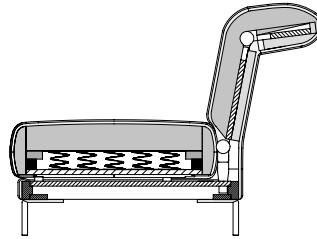
freistil
140

PROFILE

TECHNICAL DESIGN

- / Wooden inner frame
- / Spring system: coil spring unit
- / Seat in polyurethane foam "density" 35 kg/m³
- / Back in polyurethane foam, "density" 30 kg/m³
- / Standard foot: Tubular steel leg, fine-grain, powder-coated RAL 9005 jet black

The data of "density" can vary in a range of +/- 10%.



ASO/SOB 140

INFORMATION

/ The following parts are movable:

- Rotating seat halves; only the outer seat halves with modular versions.
- Side sections can be folded down in steps.
- Neck supports can be folded back in steps.
- Backrest can be tilted backwards in steps.

The idea of the transformation starts from an upright seating position to achieve a relaxed position with elevated legs. This is done by rotating the seat by 90° and folding down the side section horizontally and also by inclining the backrest and folding up the neck cushion.

/ All adjustments are made by means of a multi-step, precision locking mechanism that is triggered as follows:

- Firmly pull the backrest cushion forwards until it can be tilted backwards. Carefully bring it to the lying position and then lift it up again to the required position.
- Pull the neck cushion forwards to a vertical position. In doing so, keep the backrest cushion at the required height. Allow it to drop horizontally and then lift it up again to the required height.
- Pull the side section towards the seat until it tips to the side. Carefully bring it to a horizontal position. The footrest is complete. If you raise it again, it returns in steps to the side section position.

/ A maximum load of 25 kg may be placed on the side section when it is folded down in a horizontal position.

/ Choice of seat height 42, 45 or 48 cm. However seat height 48 cm is only possible with the solid steel leg, tubular steel leg and tapered foot oak (even sloping conical bases).

/ Due to the casual upholstery which is required for this special seating comfort, waves and seat indentations are formed when you sit on the sofa. You can easily correct this by smoothing the cover from the middle outwards. Compared to firm upholstery, more effort is required to maintain the appearance of this furniture.

/ There are more dividing seams in leather covers than in fabric covers. Detailed information about this can be found in the Info section.

/ Repeat and patterned fabrics cannot be processed with this range.

/ With velours covers, please note the following points:

- If models are facing different directions (such as corner seating or a group of armchairs), the pile will lie in different directions. This means it will reflect the light differently and create a different colour impression.
- Felled seams or piped seams will result in an alley-like appearance in the pile.
- Shadow effects are created when the fabric is placed with the pile running in a different direction.
- In the case of seams that run vertically, the fabric colour on one side of the seam may appear lighter than on the other.



High-quality, casual upholstery that forms waves/leaves indentations that are typical of the material.

LEG VERSIONS

Tubular steel leg, RAL 9005 Jet black



Steel leg, polished chrome



Steel leg, dusty grey



Steel leg, RAL 9005 Jet black



Tapered foot, oak natural



Tapered foot, oak brown stained



Solid steel leg, RAL 9005 Jet black



Sloping conical base, oak natural



Sloping conical base, oak brown stained



Double round steel leg, RAL 9005 Jet black



SOB 140/200
Steel leg, polished chrome



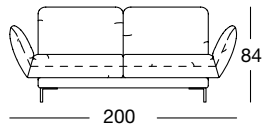
Design: freistil Design-Team

freistil
140

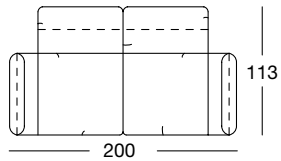
OVERVIEW OF RANGE

Front view/Top view

Couch sofa with seat adjustable on both sides: 200 cm

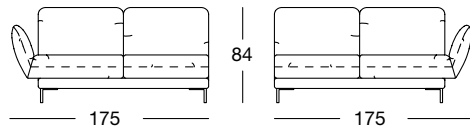


L-SOB-BS 140/200



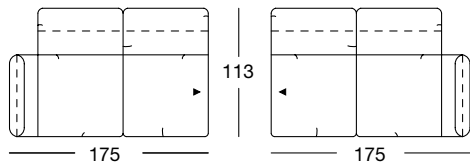
L-SOB-BS 140/200

Sectional sofa with seat adjustable on left or right: 175 cm



L-ASO-ES 140/175 le

L-ASO-ES 140/175 ri



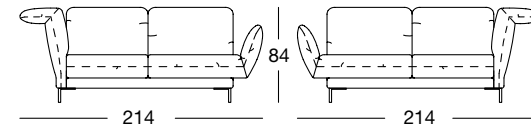
L-ASO-ES 140/175 le

L-ASO-ES 140/175 ri

OVERVIEW OF RANGE

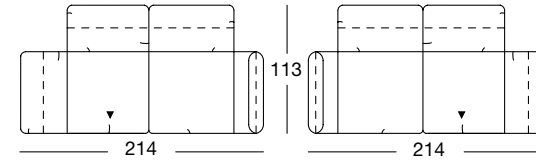
Front view/Top view

Corner modular sofa element with seat adjustable on left or right: 214 cm



L-E-ASO-ES 140/214 le

L-E-ASO-ES 140/214 ri



L-E-ASO-ES 140/214 le

L-E-ASO-ES 140/214 ri

◄ = Coupling option

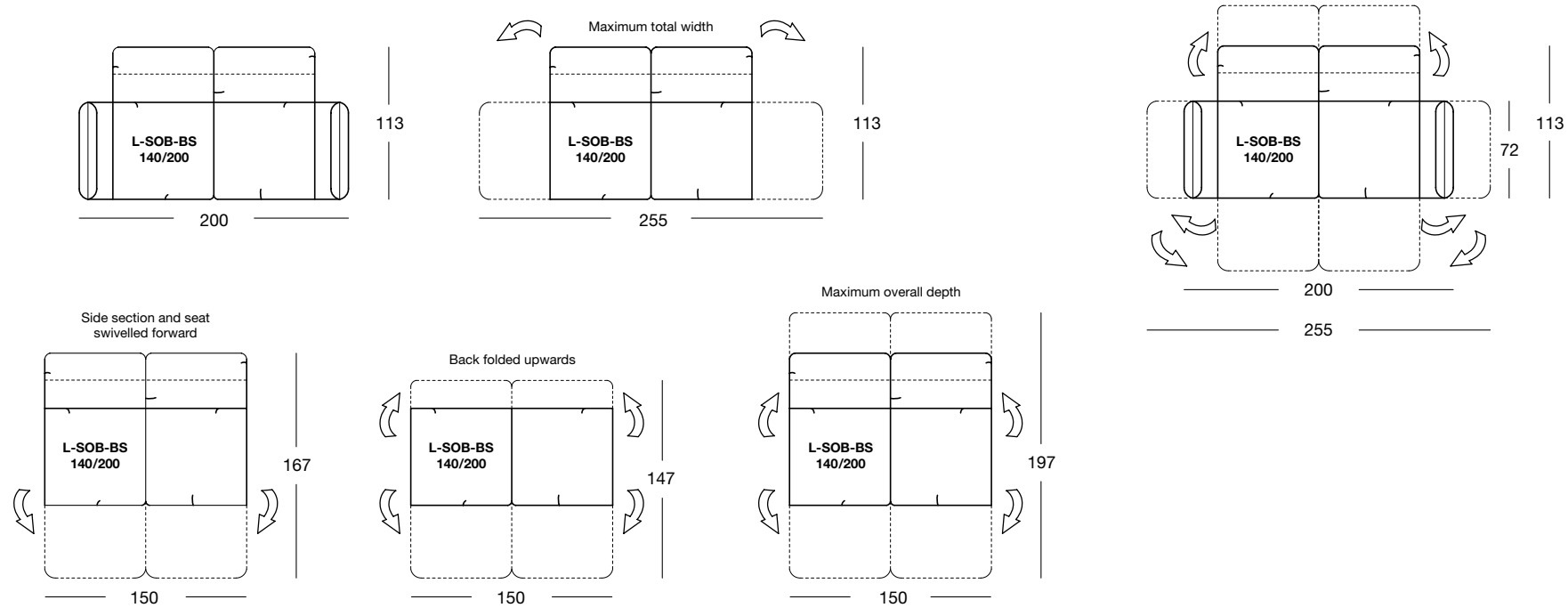


Design: freistil Design-Team

freistil
140

OVERVIEW OF RANGE

Couch sofa with seat adjustable on both sides: 200 cm



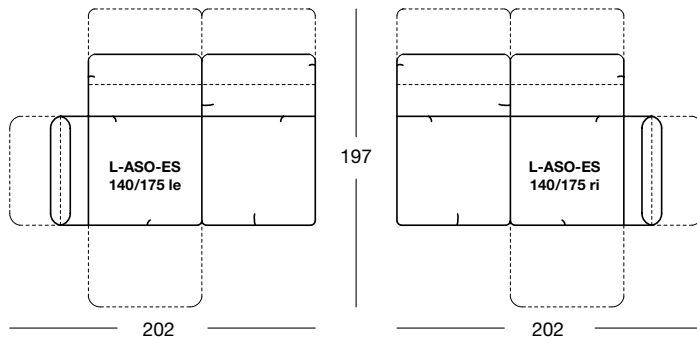


Design: freistil Design-Team

freistil
140

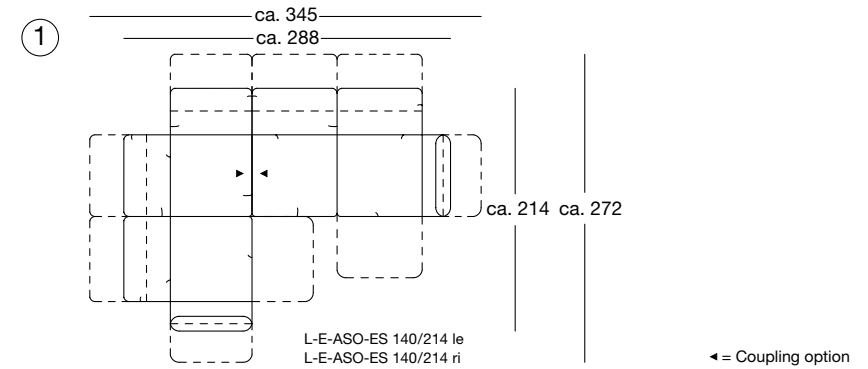
OVERVIEW OF RANGE

Sectional sofa with seat adjustable on left or right: 175 cm



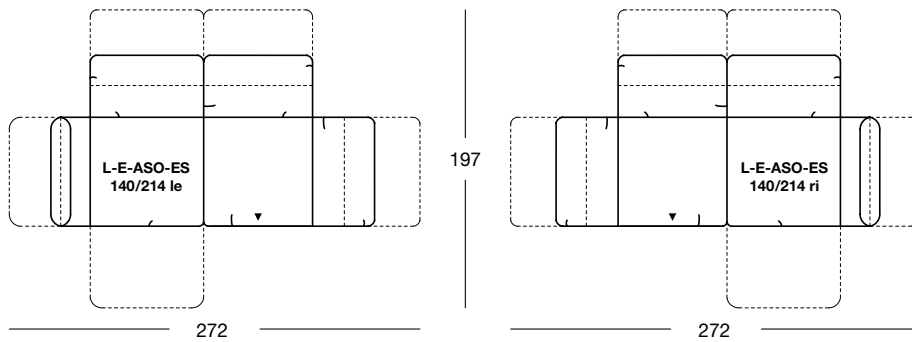
EXAMPLES OF COMBINATIONS

Examples of combinations are not shown to scale.



OVERVIEW OF RANGE

Corner modular sofa element with seat adjustable on left or right: 214 cm



OVERVIEW OF RANGE

Front view/Top view

Cushion

